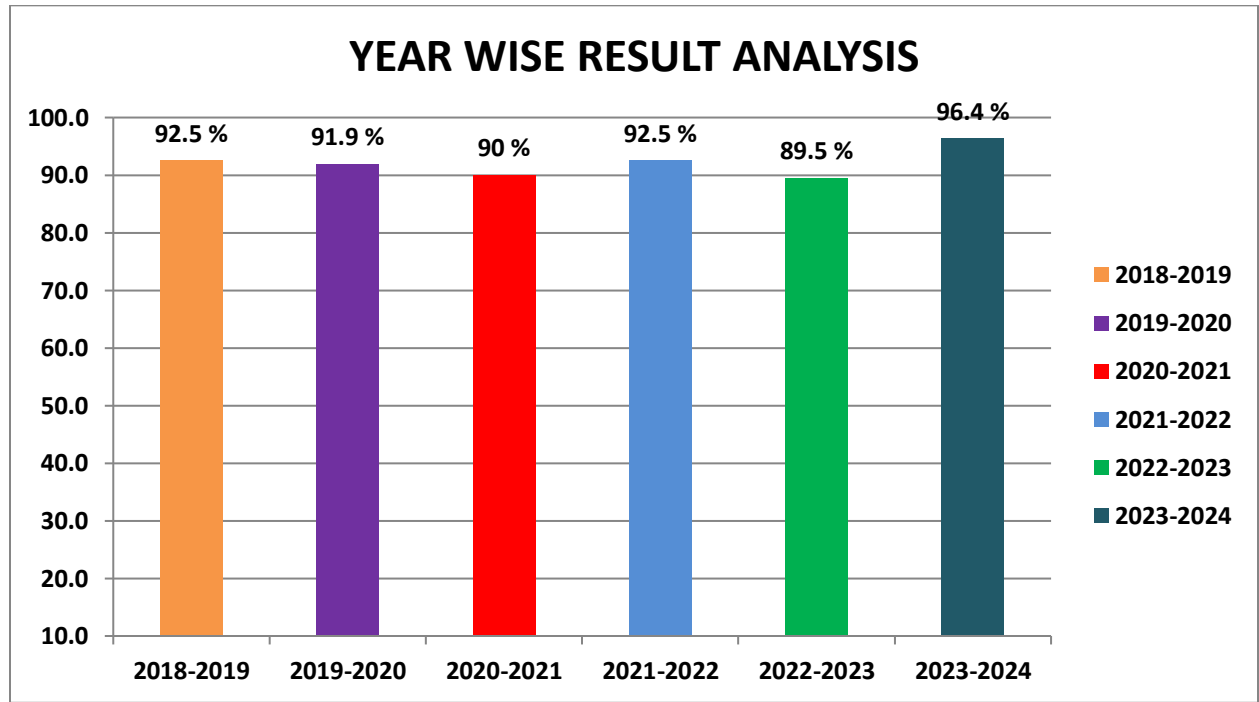


**TELANGANA TRIBAL WELFARE RESIDENTIAL DEGREE COLLEGE (WOMEN),
NIZAMABAD**

Department of Business Administration

Year	2018-19	2019-20	2020-21	2021-22	2022-23	2023-24
Percentage	92.5%	91.9 %	90.0%	92.5 %	89.5 %	96.4 %



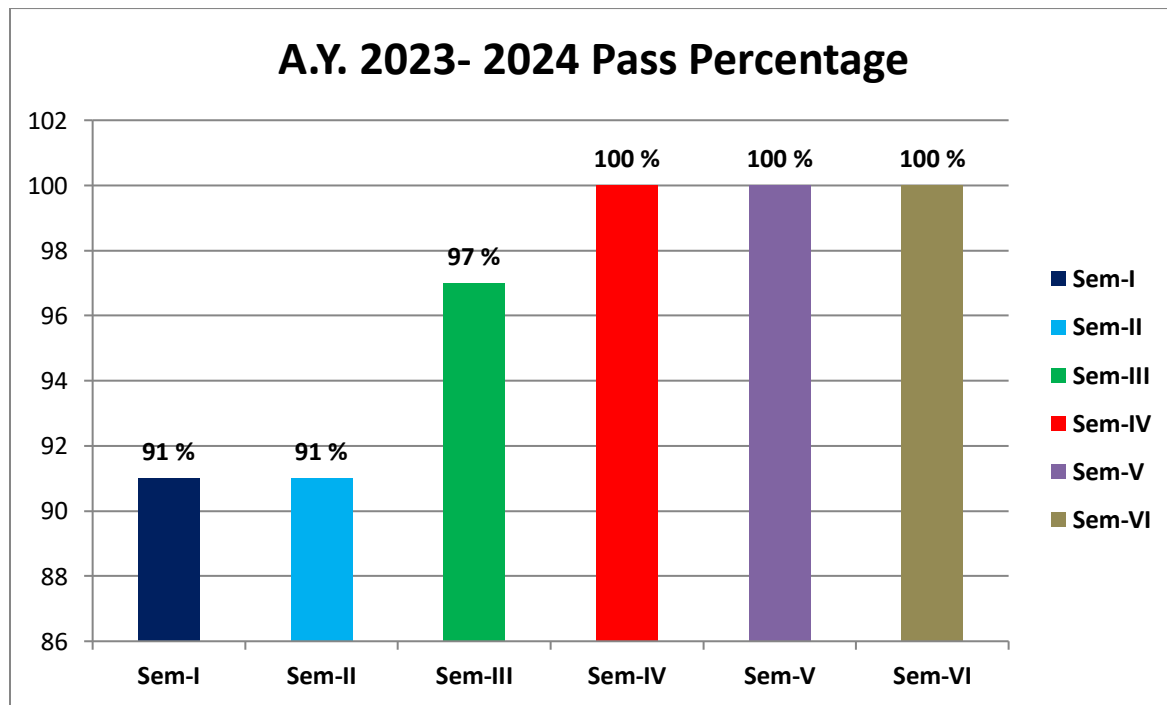
**TELANGANA TRIBAL WELFARE RESIDENTIAL DEGREE COLLEGE (W), NIZAMABAD
RESULT ANALYSIS, ACADEMIC YEAR- 2023-2024, GROUP: BBA**

SEMESTER-I, III & V

Semester	Appeared	Pass	Fail	Pass percentage
I	35	32	3	91
III	32	31	1	97
V	31	31	0	100
TOTAL	98	94	4	95.9

SEMESTER- II, IV & VI

Semester	Appeared	Pass	Fail	Pass percentage
II	33	30	3	91
IV	31	31	0	100
VI	30	30	0	100
TOTAL	94	91	3	96.8



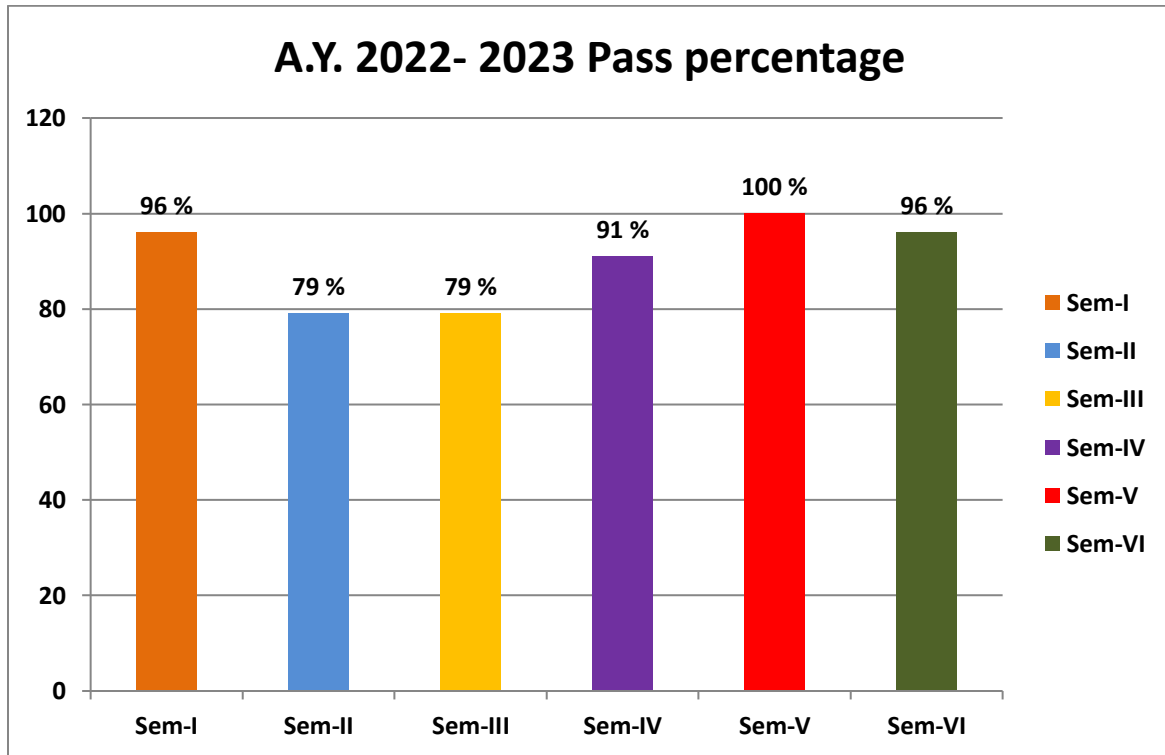
**TELANGANA TRIBAL WELFARE RESIDENTIAL DEGREE COLLEGE (W), NIZAMABAD
RESULT ANALYSIS, ACADEMIC YEAR- 2022-2023, GROUP: BBA**

SEMESTER-I, III & V

Semester	Appeared	Pass	Fail	Pass percentage
I	39	38	1	96
III	38	30	8	79
V	23	23	0	100
TOTAL	100	91	9	91

SEMESTER- II, IV & VI

Semester	Appeared	Pass	Fail	Pass percentage
II	34	27	7	79
IV	33	30	3	91
VI	23	22	1	96
TOTAL	90	79	11	87.7



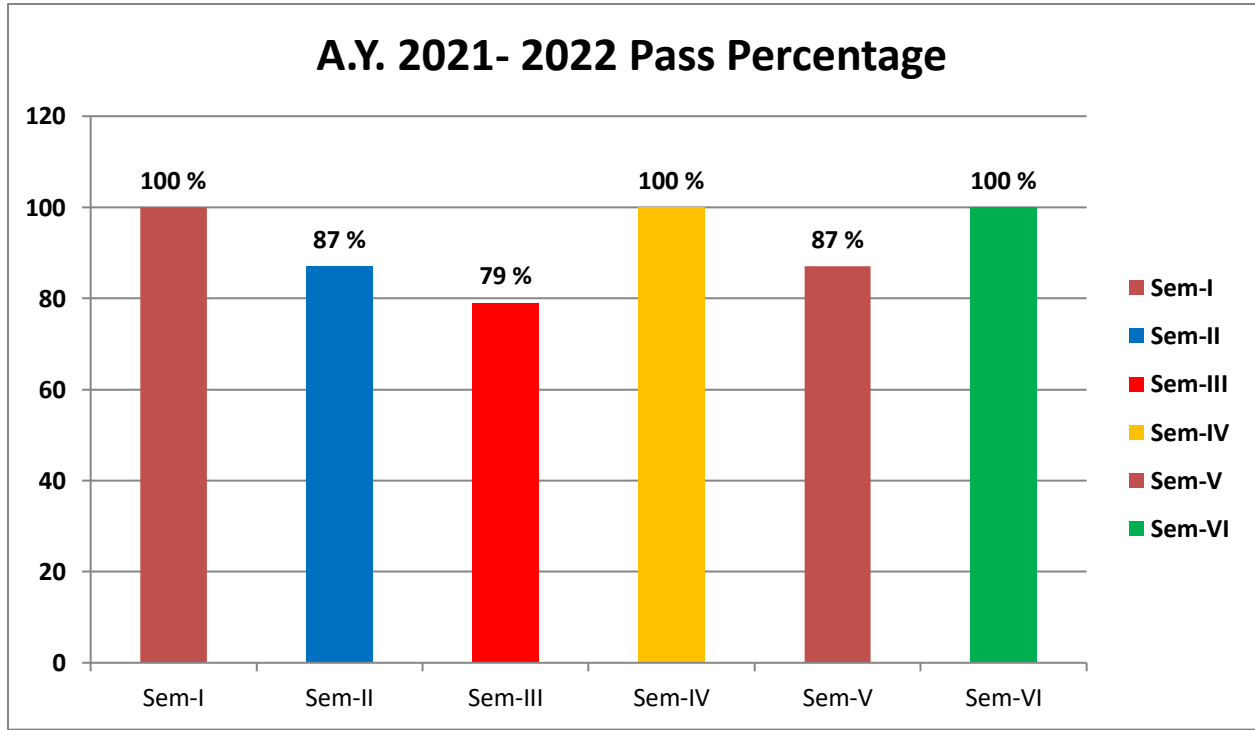
**TELANGANA TRIBAL WELFARE RESIDENTIAL DEGREE COLLEGE (W), NIZAMABAD
RESULT ANALYSIS, ACADEMIC YEAR- 2021-2022, GROUP: BBA**

SEMESTER-I, III & V

Semester	Appeared	Pass	Fail	Pass percentage
I	39	39	0	100
III	24	19	5	79
V	23	20	3	87
TOTAL	86	78	8	90.6

SEMESTER- II, IV & VI

Semester	Appeared	Pass	Fail	Pass percentage
II	39	34	5	87
IV	24	24	0	100
VI	24	24	0	100
TOTAL	87	82	5	94.2



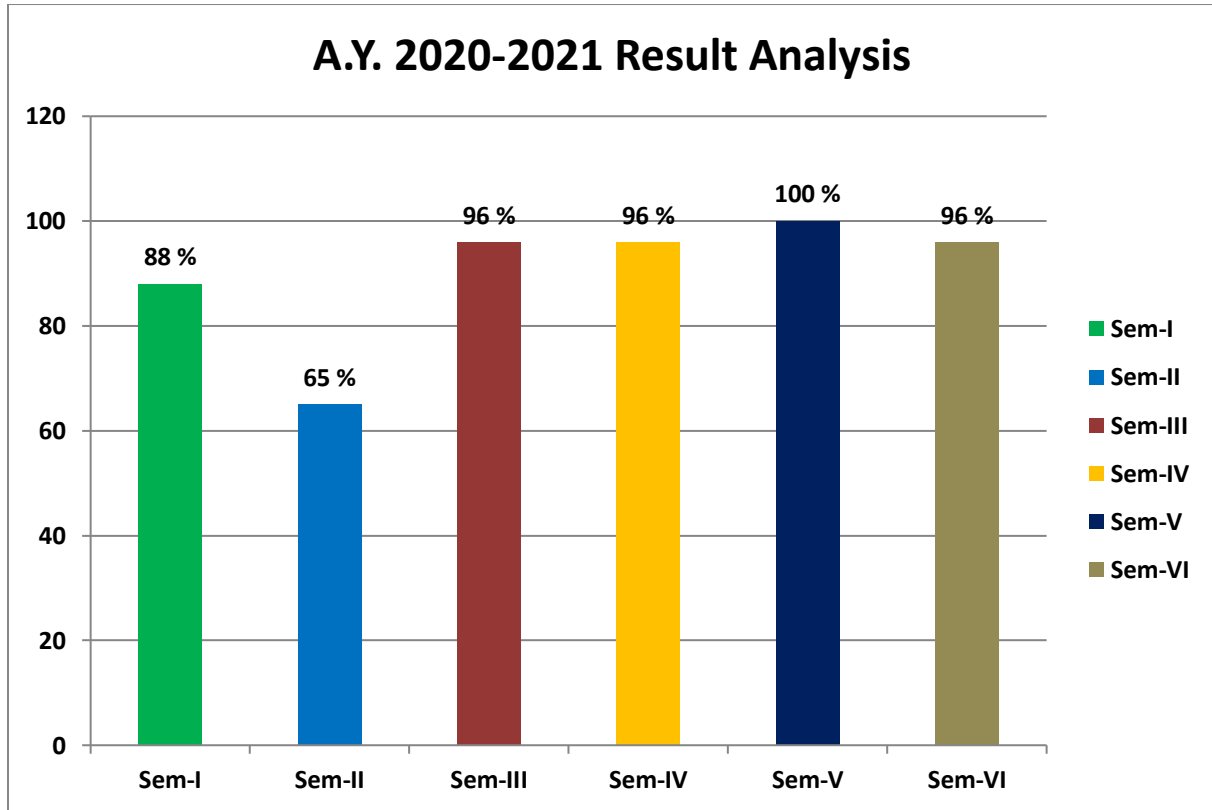
**TELANGANA TRIBAL WELFARE RESIDENTIAL DEGREE COLLEGE (W), NIZAMABAD
RESULT ANALYSIS, ACADEMIC YEAR- 2020-2021, GROUP: BBA**

SEMESTER-I, III & V

Semester	Appeared	Pass	Fail	Pass percentage
I	25	22	3	88
III	27	26	1	96
V	23	23	0	100
TOTAL	75	71	4	94.6

SEMESTER- II, IV & VI

Semester	Appeared	Pass	Fail	Pass percentage
II	26	17	9	65
IV	26	25	1	96
VI	23	22	1	96
TOTAL	75	64	11	85.3



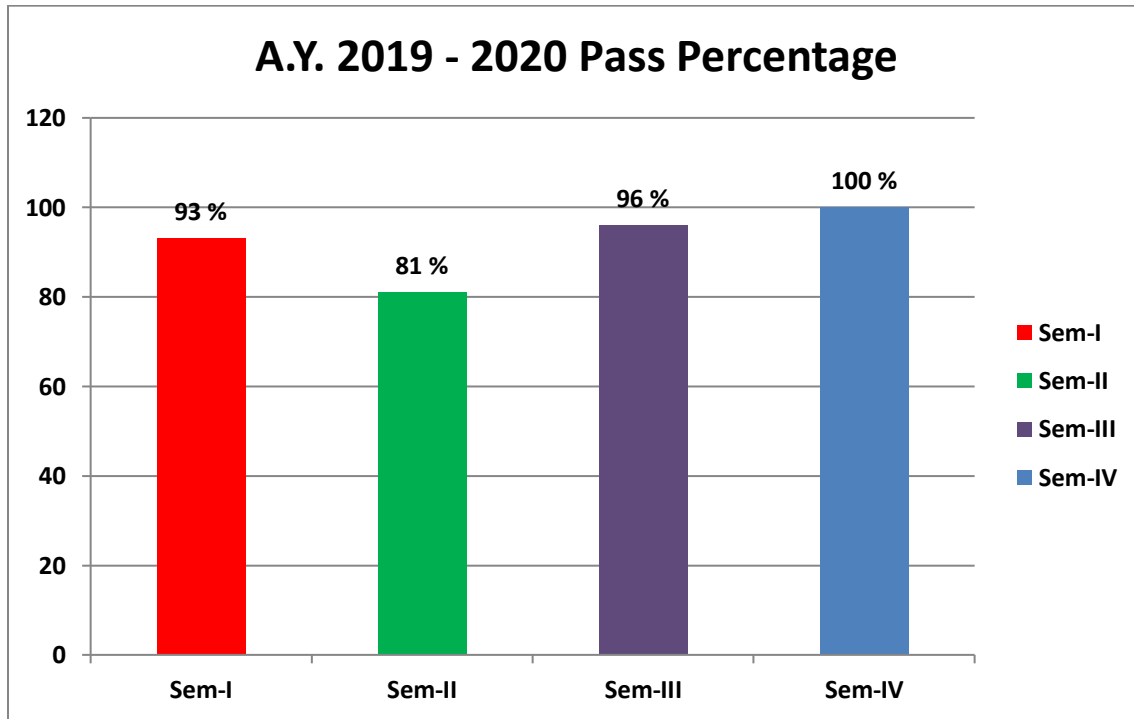
**TELANGANA TRIBAL WELFARE RESIDENTIAL DEGREE COLLEGE (W), NIZAMABAD
RESULT ANALYSIS, ACADEMIC YEAR- 2019-2020, GROUP: BBA**

SEMESTER-I, III

Semester	Appeared	Pass	Fail	Pass percentage
I	30	28	2	93
III	25	24	1	96
TOTAL	55	52	3	94.5

SEMESTER-II & IV

Semester	Appeared	Pass	Fail	Pass percentage
II	31	25	6	81
IV	25	25	0	100
TOTAL	56	50	6	89



**TELANGANA TRIBAL WELFARE RESIDENTIAL DEGREE COLLEGE (W), NIZAMABAD
RESULT ANALYSIS, ACADEMIC YEAR- 2018-2019, GROUP: BBA**

SEMESTER-I & II

Semester	Appeared	Pass	Fail	Pass percentage
I	28	26	2	92.85
II	25	23	2	92
TOTAL	53	49	4	92.5

