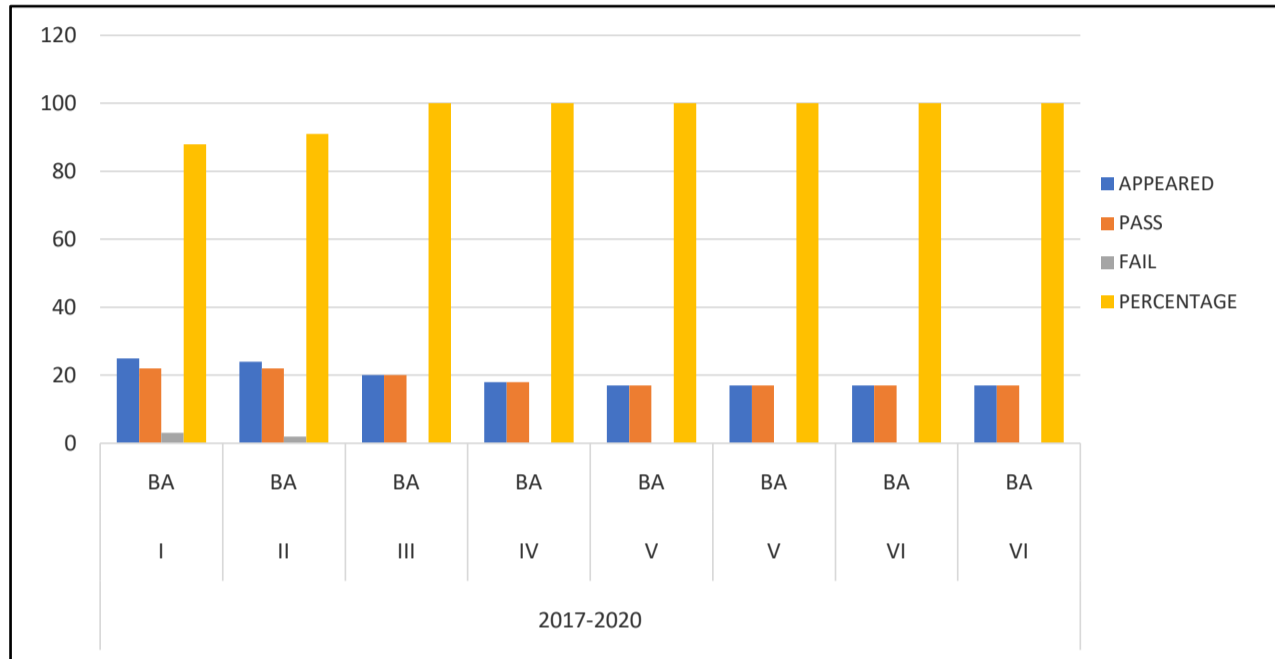
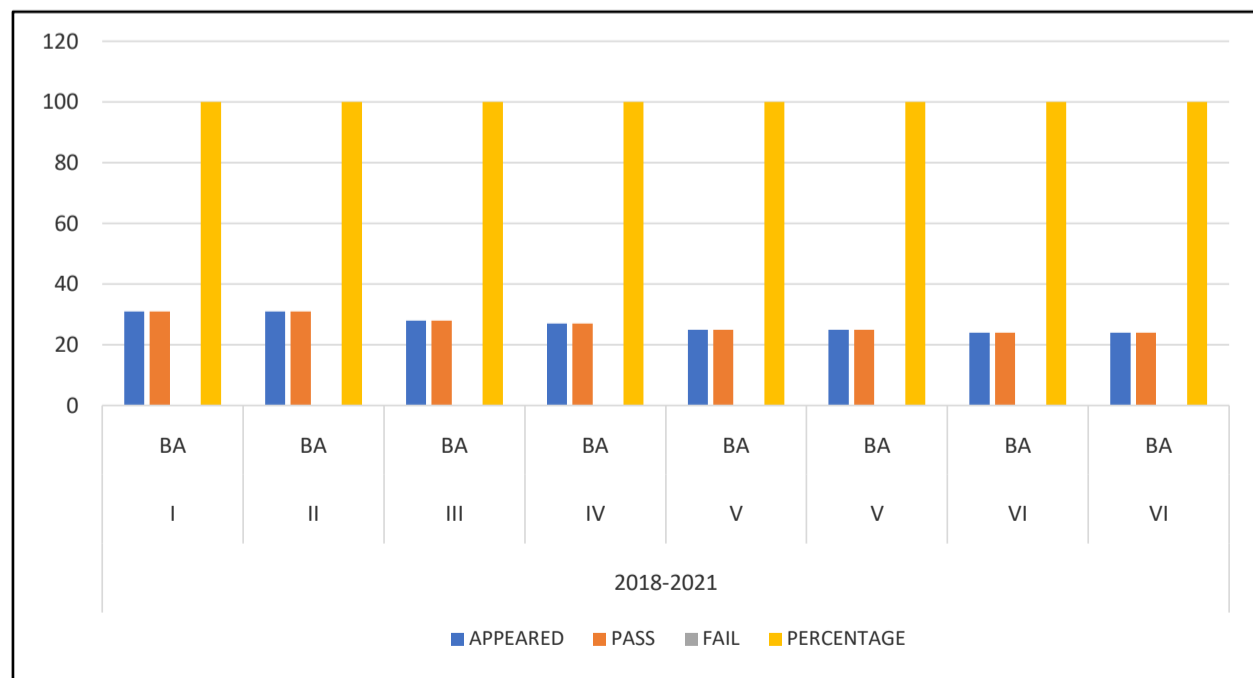


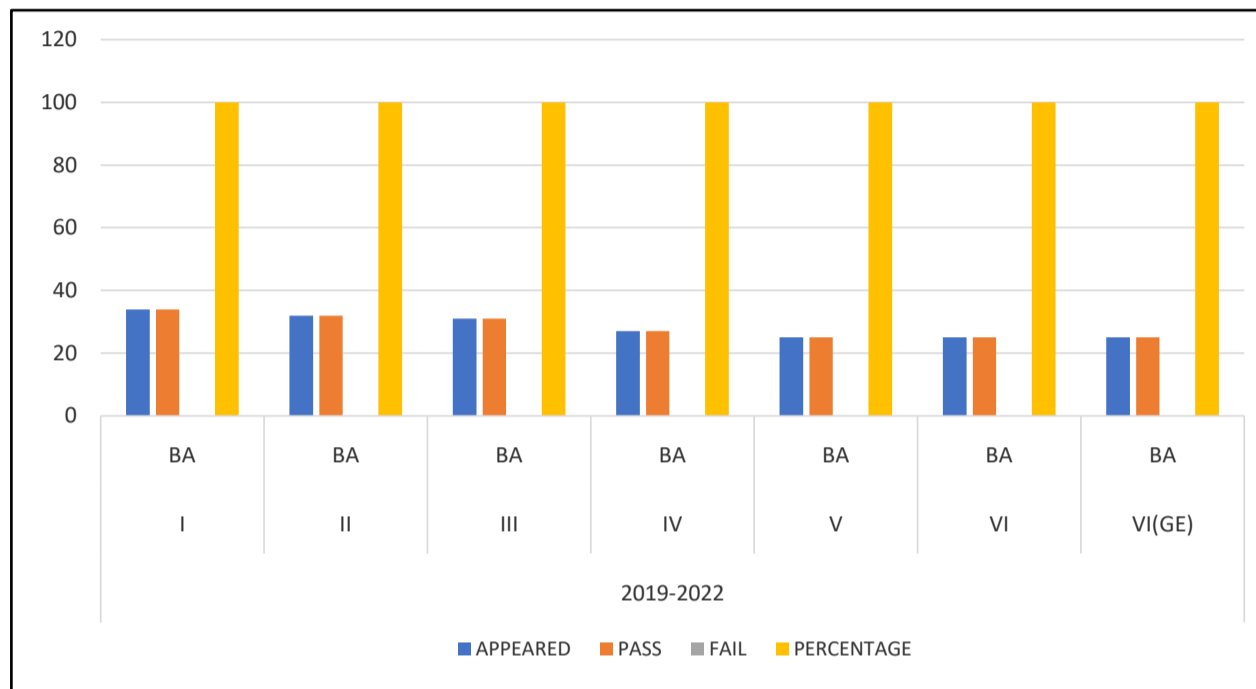
YEAR	SEM	GROUP	APPEARED	PASS	FAIL	PERCENTAGE
2017-2020	I	BA	25	22	3	88
	II	BA	24	22	2	91
	III	BA	20	20	0	100
	IV	BA	18	18	0	100
	V	BA	17	17	0	100
	V	BA	17	17	0	100
	VI	BA	17	17	0	100
	VI	BA	17	17	0	100



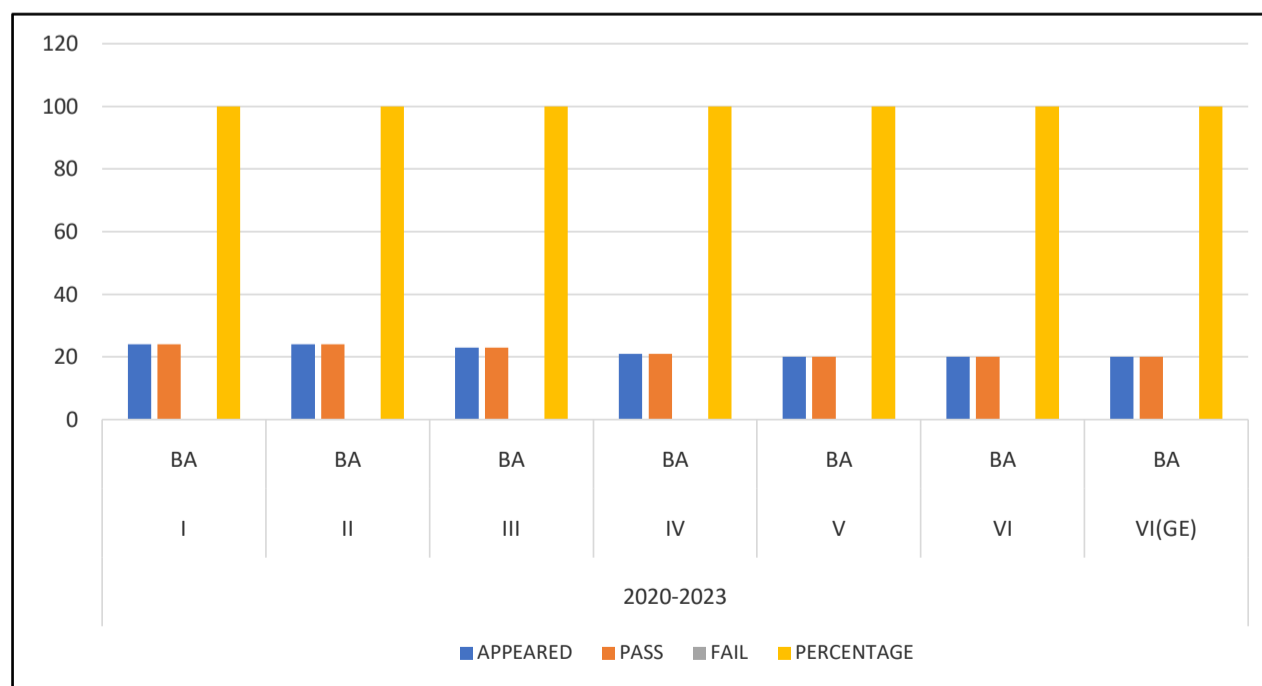
YEAR	SEM	GROUP	APPEARED	PASS	FAIL	PERCENTAGE
2018-2021	I	BA	31	31	0	100
	II	BA	31	31	0	100
	III	BA	28	28	0	100
	IV	BA	27	27	0	100
	V	BA	25	25	0	100
	V	BA	25	25	0	100
	VI	BA	24	24	0	100
	VI	BA	24	24	0	100



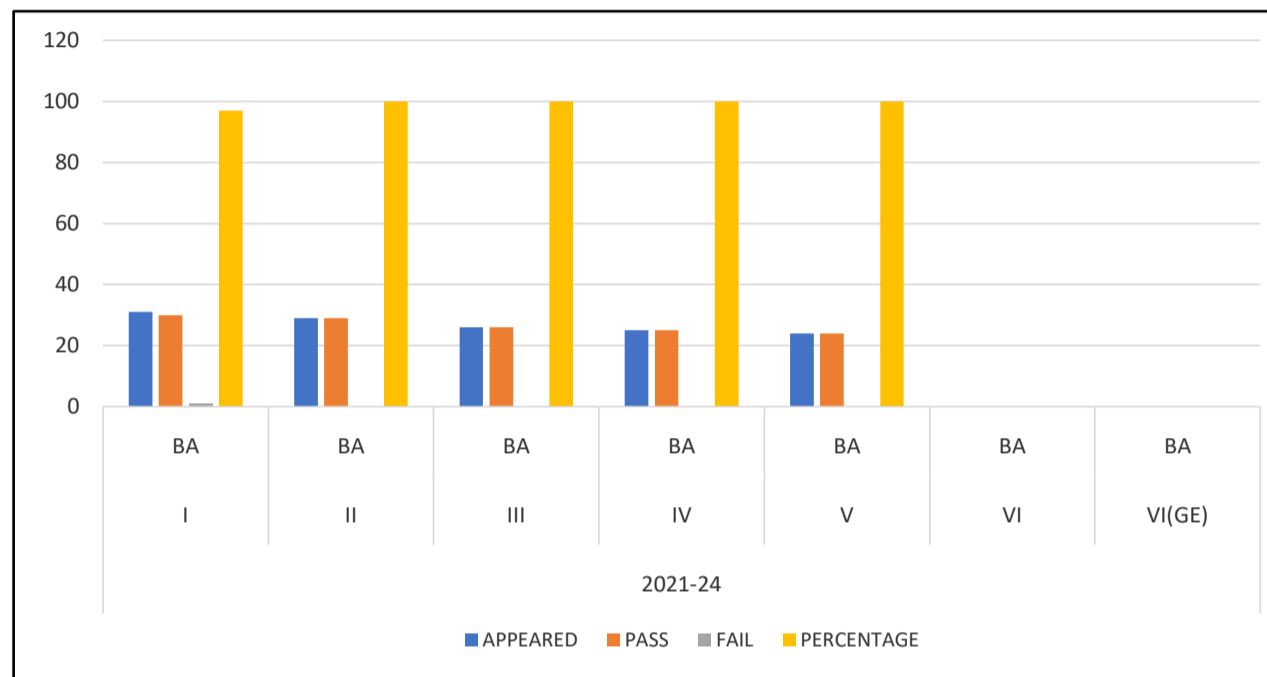
YEAR	SEM	GROUP	APPEARED	PASS	FAIL	PERCENTAGE
2019-2022	I	BA	34	34	0	100
	II	BA	32	32	0	100
	III	BA	31	31	0	100
	IV	BA	27	27	0	100
	V	BA	25	25	0	100
	VI	BA	25	25	0	100
	VI(GE)	BA	25	25	0	100



YEAR	SEM	GROUP	APPEARED	PASS	FAIL	PERCENTAGE
2020-2023	I	BA	24	24	0	100
	II	BA	24	24	0	100
	III	BA	23	23	0	100
	IV	BA	21	21	0	100
	V	BA	20	20	0	100
	VI	BA	20	20	0	100
	VI(GE)	BA	20	20	0	100



YEAR	SEM	GROUP	APPEARED	PASS	FAIL	PERCENTAGE
2021-24	I	BA	31	30	1	96.96
	II	BA	29	29	0	100
	III	BA	26	26	0	100
	IV	BA	25	25	0	100
	V	BA	24	24	0	100
	VI	BA				
	VI(GE)	BA				



YEAR	SEM	GROUP	APPEARED	PASS	FAIL	PERCENTAGE
2022-25	I	BA	33	33	0	100
	II	BA	32	32	0	100
	III	BA	27	27	0	100
	IV	BA				
	V	BA				
	VI	BA				
	VI(GE)	BA				

