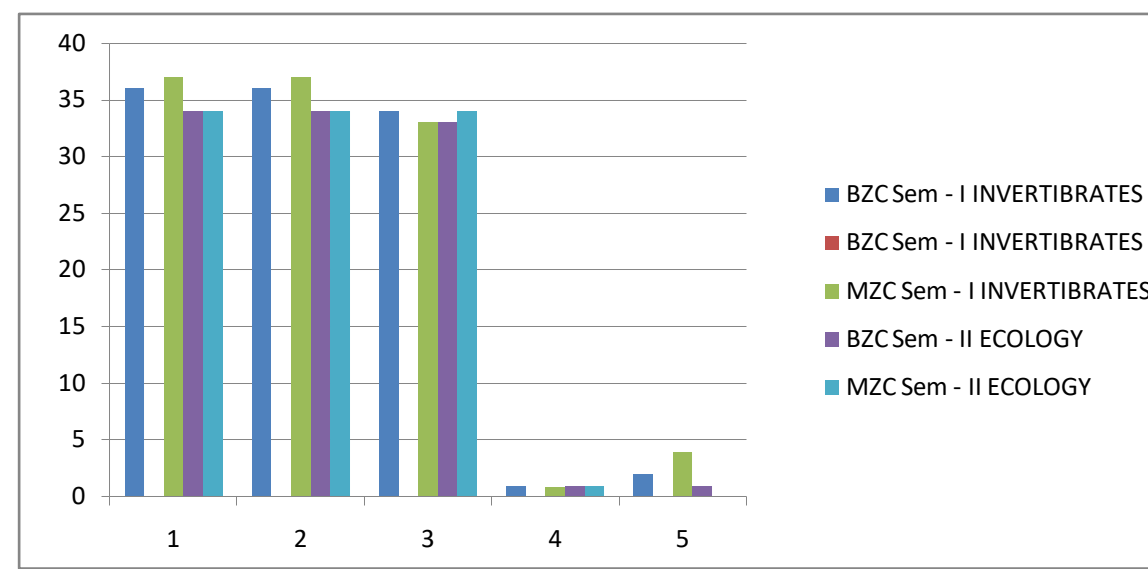


TTWRDC(w) SURYAPET
DEPARTMENT OF ZOOLOGY
Groups: BZC,MZC
RESULT ANALYSIS

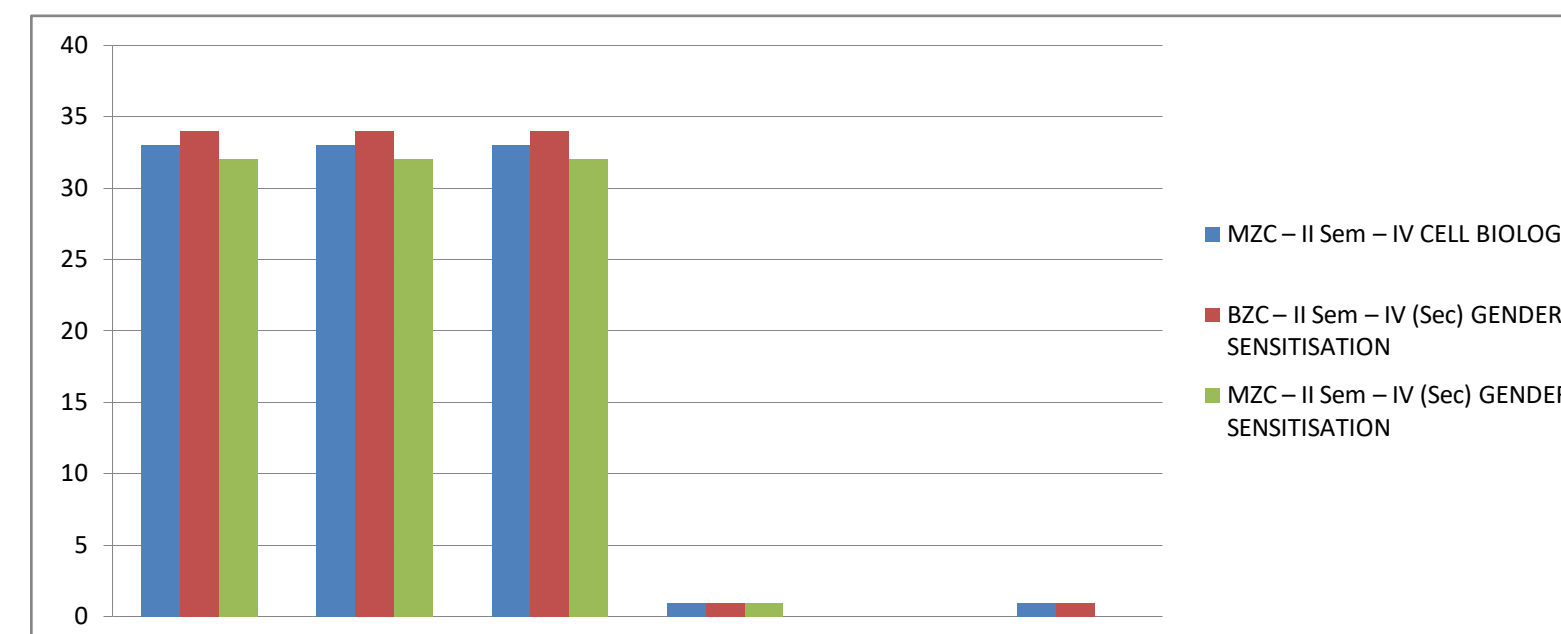
Academic Year: 2017 - 2018

Groups	Semester	Paper	Total No of Students	Appeared	Passed	Percentage	Fail	Average
BZC	Sem - I	INVERTIBRATES	36	36	34	94%	2	91%
MZC	Sem - I	INVERTIBRATES	37	37	33	89%	4	
BZC	Sem - II	ECOLOGY	34	34	33	97%	1	98%
MZC	Sem - II	ECOLOGY	34	34	34	100%	0	



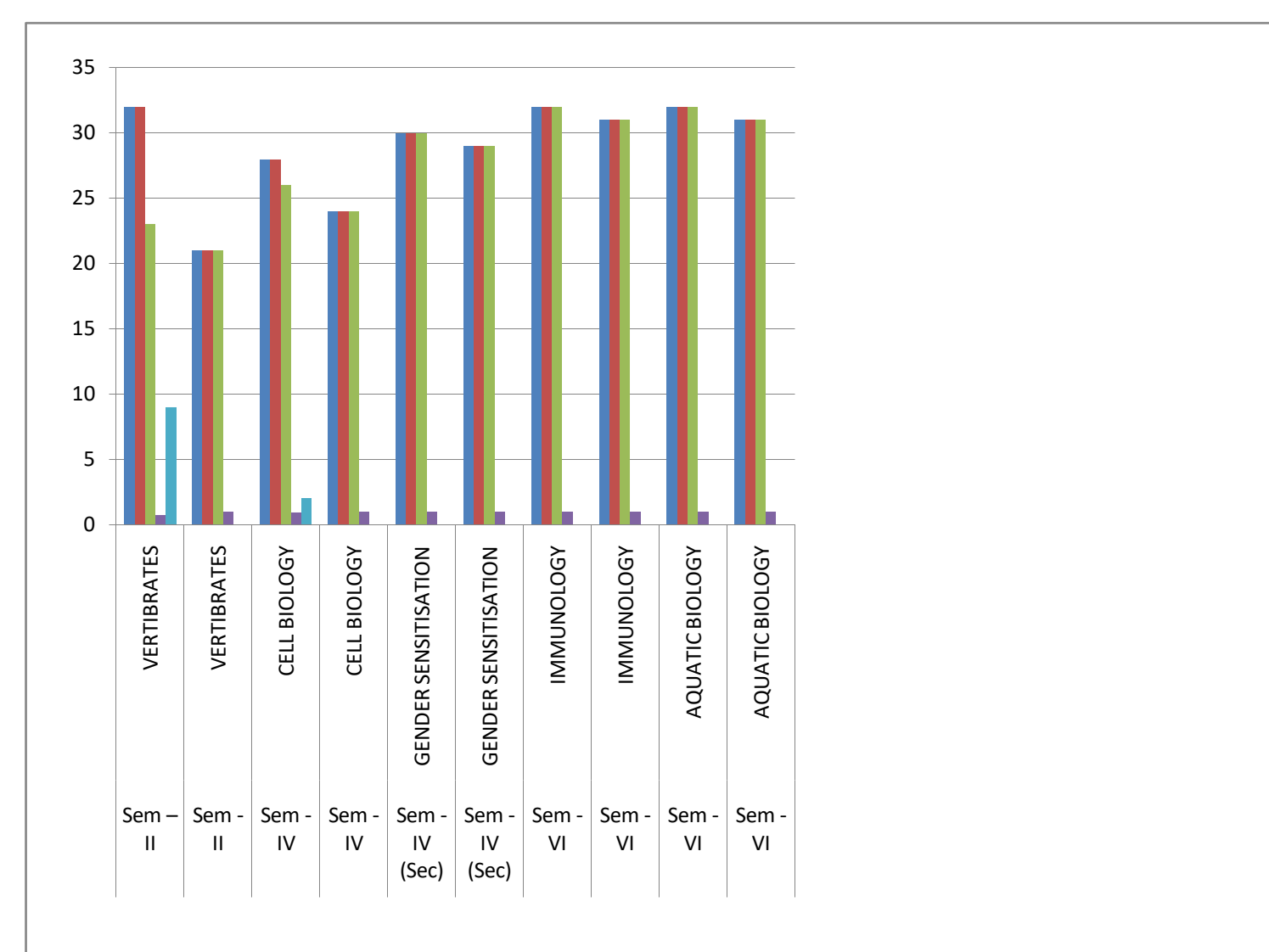
Academic year: 2018-19

Groups	Semester	Paper	Total No of Students	Appeared	Passed	Percentage	Fail	Average
BZC - I	Sem - I	INVERTIBRATES	31	31	31	100%	-	100%
MZC - I	Sem - I	INVERTIBRATES	34	34	34	100%	-	
BZC - II	Sem - III	VERTIBRATES	34	34	34	100.00%	-	100%
MZC - II	Sem - III	VERTIBRATES	32	32	32	100%	-	
BZC - I	Sem - II	ECOLOGY	31	31	27	87%	4	93%
MZC - I	Sem - II	ECOLOGY	32	32	32	100%	-	
BZC - II	Sem - IV	CELL BIOLOGY	32	32	32	100%	-	100%
MZC - II	Sem - IV	CELL BIOLOGY	33	33	33	100%	-	
BZC - II	Sem - IV (Sec)	GENDER SENSITISATION	34	34	34	100%	-	100%
MZC - II	Sem - IV (Sec)	GENDER SENSITISATION	32	32	32	100%	-	



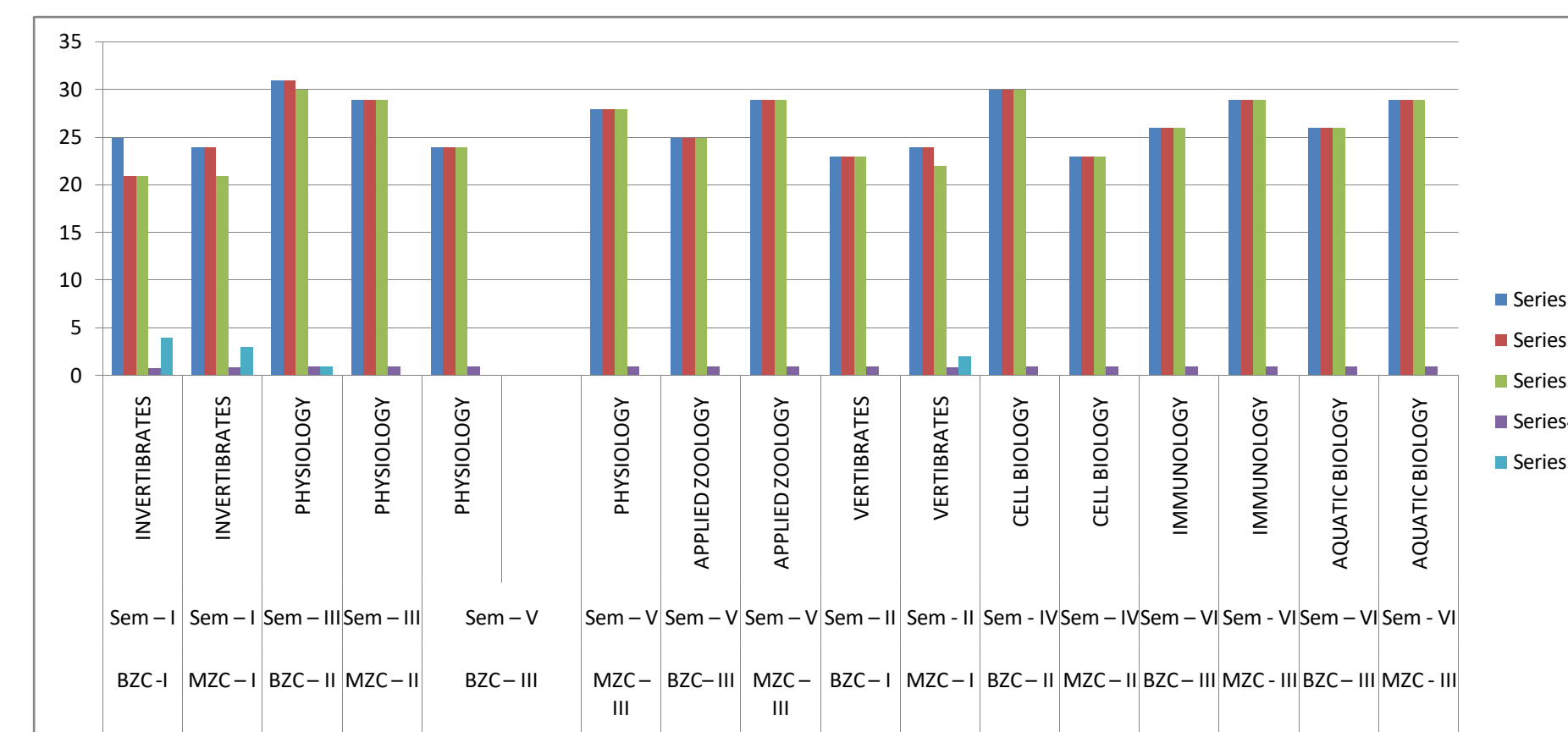
Academic year: 2019-20

Groups	Semester	Paper	Total No. of	Appeared	Passed	Percentage	Fail	Average
BZC - I	Sem - I	INVERTIBRATES	35	35	33	94%	2	97%
MZC - I	Sem - I	INVERTIBRATES	30	30	30	100.00%	-	
BZC - II	Sem - III	VERTIBRATES	30	30	30	100%	-	100%
MZC - II	Sem - III	VERTIBRATES	29	29	29	100%	-	
BZC - III	Sem - V	PHYSIOLOGY	32	32	32	100%	-	98%
MZC - III	Sem - V	PHYSIOLOGY	31	31	30	96%	1	
BZC - III	Sem - V (Sec)	MUSHROOM CULTIVATION	32	32	32	100%	-	100%
MZC - III	Sem - V (Sec)	MUSHROOM CULTIVATION	31	31	31	100%	-	
BZC - III	Sem - V	ANIMAL BIO TECHNOLOGY	31	31	31	100%	-	100%
MZC - III	Sem - V	ANIMAL BIO TECHNOLOGY	32	32	32	100%	-	
BZC - I	Sem - II	VERTIBRATES	32	32	23	72.00%	9	83%
MZC - I	Sem - II	VERTIBRATES	21	21	21	100%	-	
BZC - II	Sem - IV	CELL BIOLOGY	28	28	26	93.00%	2	96%
MZC - II	Sem - IV	CELL BIOLOGY	24	24	24	100%	-	
BZC - II	Sem - IV (Sec)	GENDER SENSITISATION	30	30	30	100%	-	100%
MZC - II	Sem - IV (Sec)	GENDER SENSITISATION	29	29	29	100%	-	
BZC - III	Sem - VI	IMMUNOLOGY	32	32	32	100%	-	100%
MZC - III	Sem - VI	IMMUNOLOGY	31	31	31	100%	-	
BZC - III	Sem - VI	AQUATIC BIOLOGY	32	32	32	100%	-	100%
MZC - III	Sem - VI	AQUATIC BIOLOGY	31	31	31	100%	-	



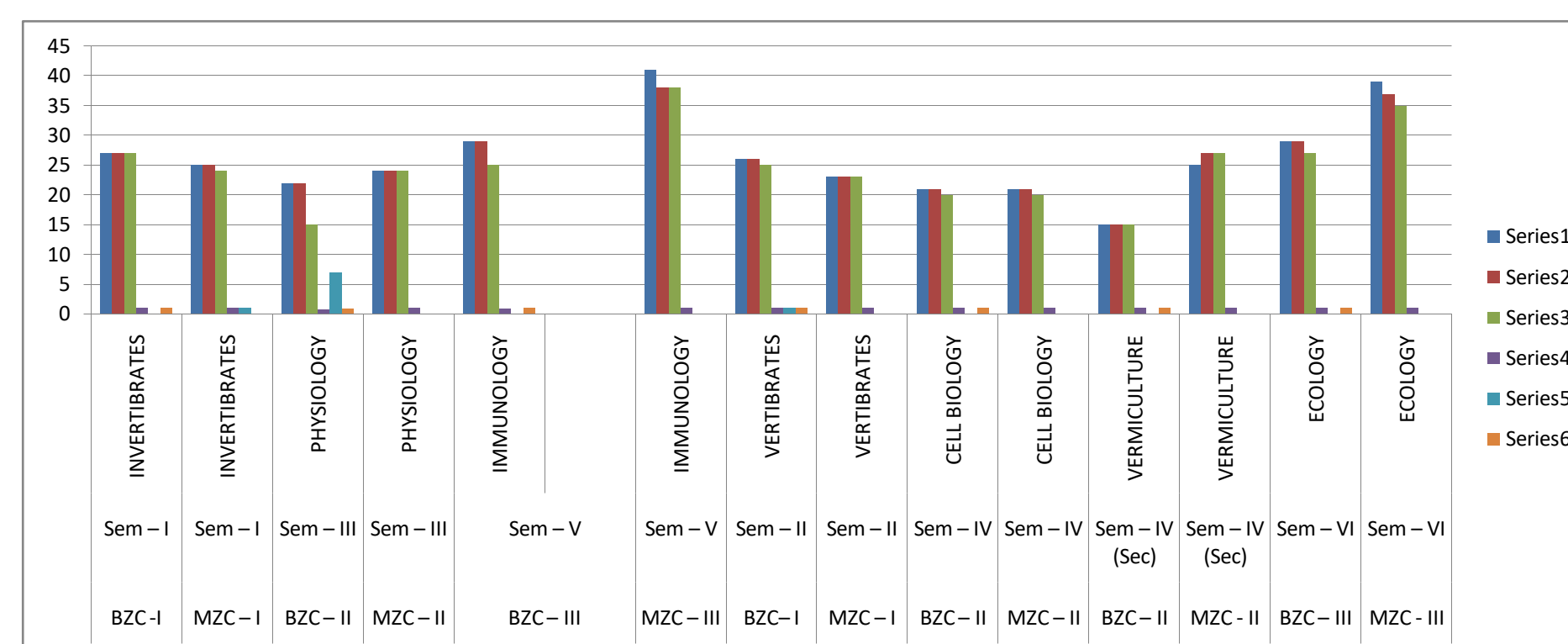
Academic year: 2020-21

Groups	Semester	Paper	Total No. of	Appeared	Passed	Percentage	Fail	Average
BZC - I	Sem - I	INVERTIBRATES	25	21	21	84.00%	4	85%
MZC - I	Sem - I	INVERTIBRATES	24	24	21	88%	3	
BZC - II	Sem - III	PHYSIOLOGY	31	31	30	97.00%	1	100%
MZC - II	Sem - III	PHYSIOLOGY	29	29	29	100%	-	
BZC - III	Sem - V	PHYSIOLOGY	24	24	24	100%	-	100.00%
MZC - III	Sem - V	PHYSIOLOGY	28	28	28	100.00%	-	
BZC - III	Sem - V	APPLIED ZOOLOGY	25	25	25	100%	-	100%
MZC - III	Sem - V	APPLIED ZOOLOGY	29	29	29	100%	-	
BZC - I	Sem - II	VERTIBRATES	23	23	23	100%	-	96.00%
MZC - I	Sem - II	VERTIBRATES	24	24	22	92.00%	2	
BZC - II	Sem - IV	CELL BIOLOGY	30	30	30	100%	-	100%
MZC - II	Sem - IV	CELL BIOLOGY	23	23	23	100.00%	-	
BZC - III	Sem - VI	IMMUNOLOGY	26	26	26	100.00%	-	100%
MZC - III	Sem - VI	IMMUNOLOGY	29	29	29	100.00%	-	
BZC - III	Sem - VI	AQUATIC BIOLOGY	26	26	26	100%	-	100.00%
MZC - III	Sem - VI	AQUATIC BIOLOGY	29	29	29	100%	-	



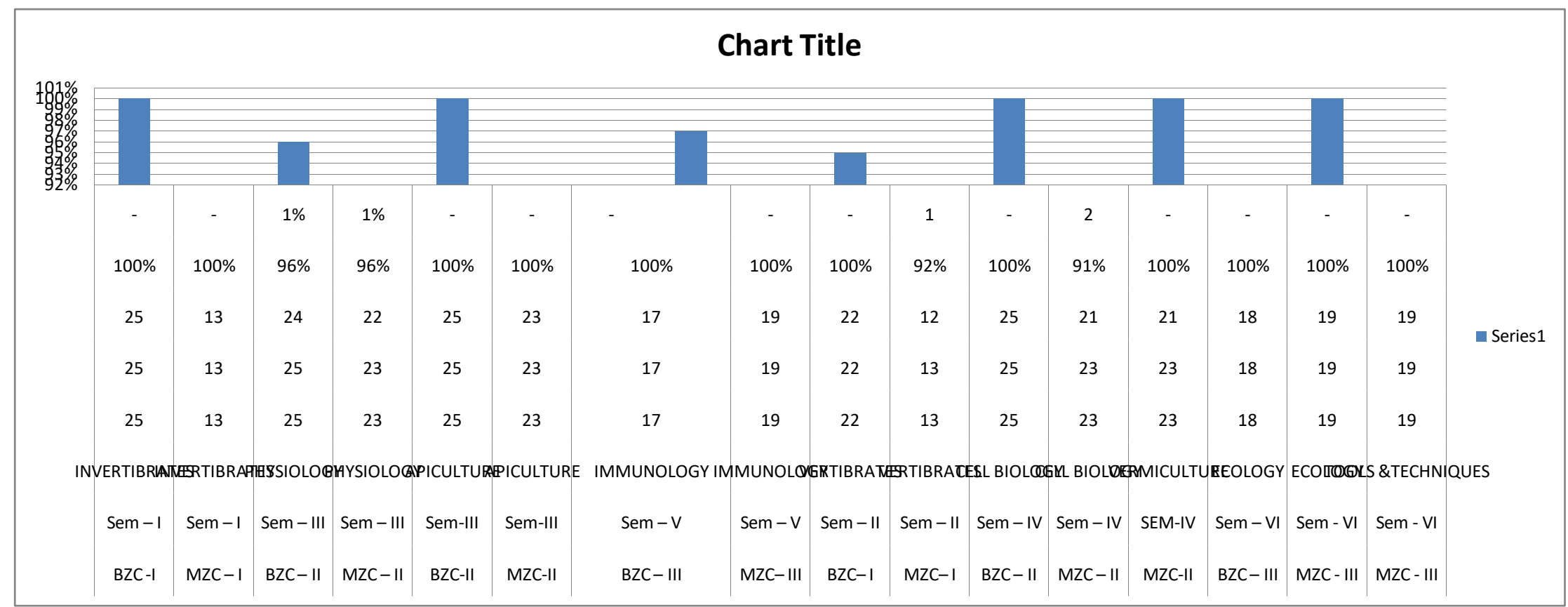
Academic year: 2021-22

Groups	Semester	Paper	Total No. of students	Appeared	Passed	Percentage	Fail	Average
BZC - I	Sem - I	INVERTIBRATES	27	27	27	100.00%	-	98%
MZC - I	Sem - I	INVERTIBRATES	25	25	24	96.00%	1	
BZC - II	Sem - III	PHYSIOLOGY	22	22	15	68%	7	85%
MZC - II	Sem - III	PHYSIOLOGY	24	24	24	100.00%	-	
BZC - III	Sem - V	IMMUNOLOGY	29	29	25	86.20%	-	93.10%
MZC - III	Sem - V	IMMUNOLOGY	41	38	38	100%	-	
BZC - I	Sem - II	VERTIBRATES	26	26	25	96%	1	98%
MZC - I	Sem - II	VERTIBRATES	23	23	23	100%	-	
BZC - II	Sem - IV	CELL BIOLOGY	21	21	20	95%	-	95.00%
MZC - II	Sem - IV	CELL BIOLOGY	21	21	20	95.00%	-	
BZC - II	Sem - IV (Sec)	VERMICULTURE	15	15	15	100%	-	100%
MZC - II	Sem - IV (Sec)	VERMICULTURE	25	27	27	100%	-	
BZC - III	Sem - VI	ECOLOGY	29	29	27	93.10%	-	94%
MZC - III	Sem - VI	ECOLOGY	39	37	35	95%	-	



Academic year: 2022 - 23

Groups	Semester	Paper	Total No. of	Appeared	Passed	Percentage	Fail	Average
BZC-I	Sem-I	INVERTIBRATES	25	25	25	100%	-	100%
MZC-I	Sem-I	INVERTIBRATES	13	13	13	100%	-	
BZC-II	Sem-III	PHYSIOLOGY	25	25	24	96%	1%	96%
MZC-II	Sem-III	PHYSIOLOGY	23	23	22	96%	1%	
BZC-II	Sem-III	APICULTURE	25	25	25	100%	-	100%
MZC-II	Sem-III	APICULTURE	23	23	23	100%	-	
BZC-III	Sem-V	IMMUNOLOGY	17	17	17	100%	-	97%
MZC-III	Sem-V	IMMUNOLOGY	19	19	19	100%	-	
BZC-I	Sem-II	VERTIBRATES	22	22	22	100%	-	95%
MZC-I	Sem-II	VERTIBRATES	13	13	12	92%	1	
BZC-II	Sem-IV	CELL BIOLOGY	25	25	25	100%	-	100%
MZC-II	Sem-IV	CELL BIOLOGY	23	23	21	91%	2	
MZC-II	SEM-IV	VERMICULTURE	23	23	21	100%	-	100%
BZC-III	Sem-VI	ECOLOGY	18	18	18	100%	-	
MZC-III	Sem-VI	ECOLOGY	19	19	19	100%	-	100%
MZC-III	Sem-VI	TOOLS & TECHNIQUES	19	19	19	100%	-	-



Academic year: 2023-24

GROUPS	SEMESTER	PAPER	Total No. of	APPEARED	PASSED	PERCENTAGE	FAIL	Average
BZC-I	I	INVERTIBRATES	15	15	14	93%	1	91%
AZC-I	I	INVERTIBRATES	7	7	6	86%	1	
BZC-II	III	PHYSIOLOGY	21	21	17	81%	4	84%
MZC-II	III	PHYSIOLOGY	11	11	10	91%	1	
BZC-II	III	APICULTURE	21	21	21	100%	-	100%
MZC-II	III	APICULTURE	11	11	11	100%	-	
BZC-III	V	IMMUNOLOGY	24	24	24	100%	-	96%
MZC-III	V	IMMUNOLOGY	22	22	20	91%	1	
BZC-III	V	FOOD & NUTRITION	24	24	24	100%	-	100%
MZC-III	V	FOOD & NUTRITION	22	22	22	100%	-	
BZC-I	II	VERTIBRATES						
AZC-I	II	VERTIBRATES						
BZC-II	IV	CELL BIOLOGY						
MZC-II	IV	CELL BIOLOGY						
BZC-II	IV	VERMICULTURE						
MZC-II	IV	VERMICULTURE						
BZC-III	VI	ECOLOGY						
MZC-III	VI	ECOLOGY						
BZC-III	VI	TOOLS & TECHNIQUES						
MZC-III	VI	TOOLS & TECHNIQUES						

