

**TELANGANA TRIBAL WELFARE RESIDENTIAL DEGREE COLLEGE FOR
WOMEN (TTWRDCW) SURYAPET**

DEPARTMENT OF MATHEMATICS

RESULT ANALYSIS

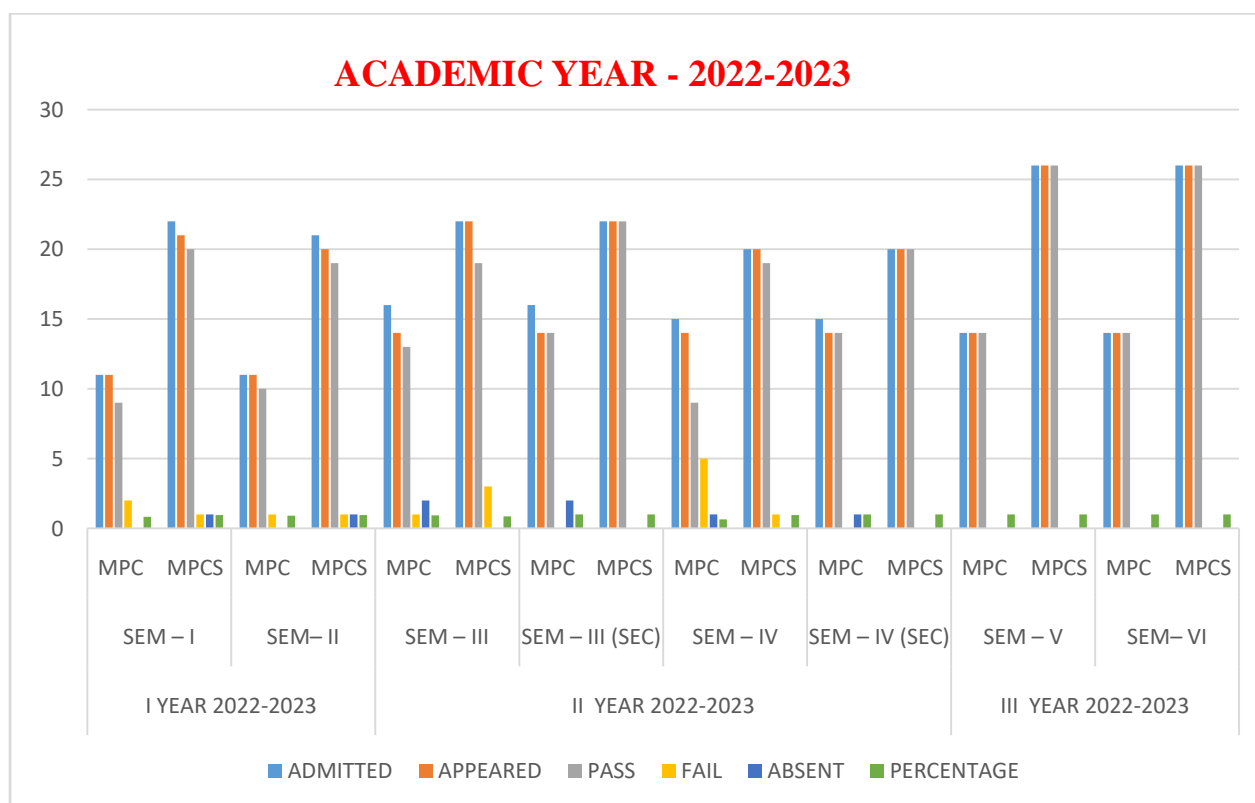
ACADEMIC YEAR 2022 - 2023

Details of faculty in Department of Mathematics:

1. S.Suneela, DL in Mathematics
2. M.Sunitha, DL in Mathematics
3. Vijayalakshmi Singh, DL in Mathematics

ACADEMIC YEAR 2022 - 2023										
CLAS S	SEMES TER	GRO UP	PAPE R NAME	ADMIT TED	APPEA RED	PA SS	FA IL	ABSE NT	PERCEN TAGE	TO T AV G.
I YEA R 2022 - 2023	SEM – I	MPC -I	Differ ntial and Integra l Calcul us	11	11	9	2	-	82%	89 %
		MPC s – I	Differ ntial and Integra l Calcul us	22	21	20	1	1	95%	
	SEM– II	MPC – I	Differ ntial Equati on	11	11	10	1	-	91%	93 %
		MPC s – I	Differ ntial Equati on	21	20	19	1	1	95%	
II YEA R 2022 - 2023	SEM – III	MPC – II	Real Analysi s	16	14	13	1	2	93%	90 %
		MPC s – II	Real Analysi s	22	22	19	3	-	86.30%	
	SEM – III (SEC)	MPC – II	Theory of Equati on	16	14	14	-	2	100%	100 %
		MPC s – II	Theory of Equati on	22	22	22	-	-	100%	

	SEM – IV	MPC – II	Algebra	15	14	9	5	1	64%	80%
		MPCs – II	Algebra	20	20	19	1	-	95%	
	SEM – IV (SEC)	MPC – II	Number of Theory	15	14	14	-	1	100%	100%
		MPCs – II	Number of Theory	20	20	20	-	-	100%	
III YEAR 2022 - 2023	SEM – V	MPC – III	Linear Algebra	14	14	14	-	-	100%	100%
		MPCs – III	Linear Algebra	26	26	26	-	-	100%	
	SEM – VI	MPC – III	Numerical Analysis	14	14	14	-	-	100%	100%
		MPCs – III	Numerical Analysis	26	26	26	-	-	100%	



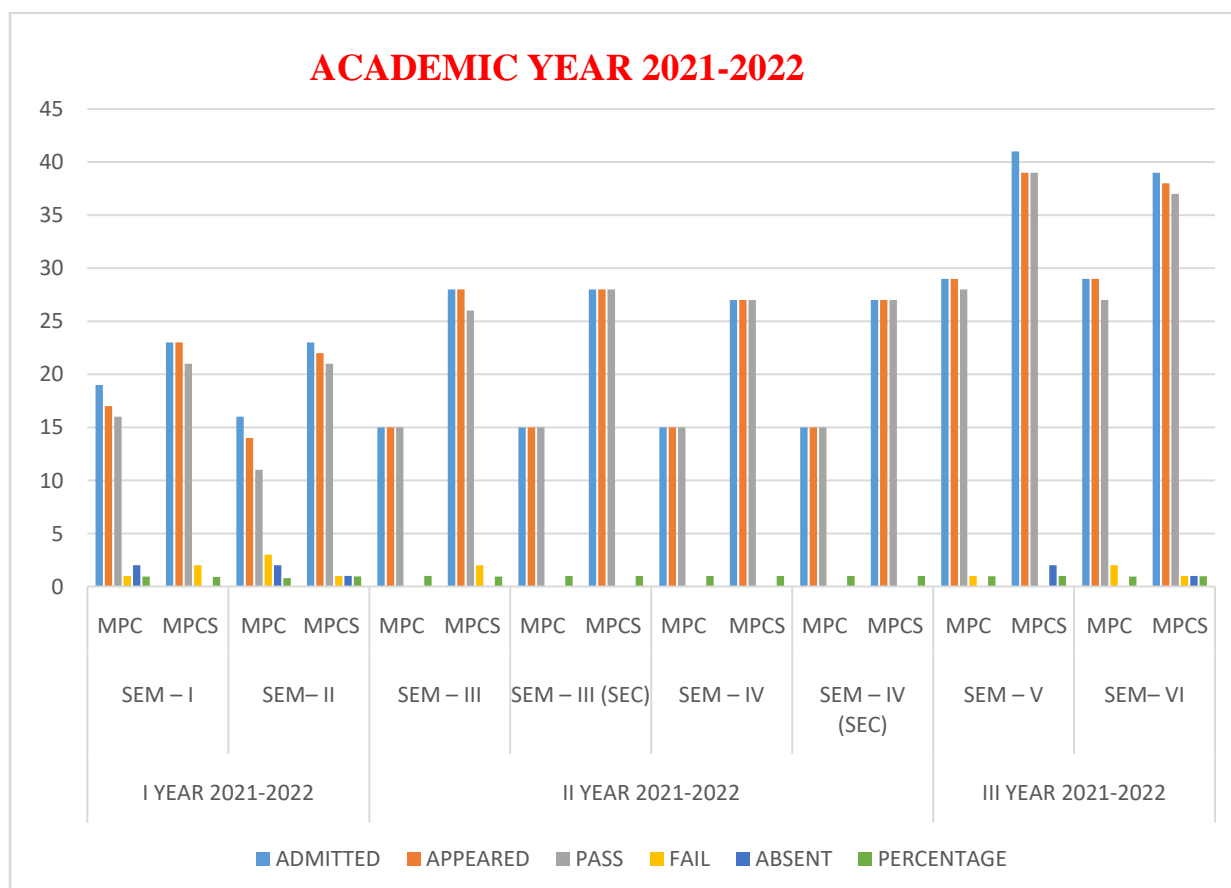
ACADEMIC YEAR 2021 - 2022

Details of faculty in Department of Mathematics:

1. M.Sunitha, DL in Mathematics
2. Vijayalakshmi Singh, DL in Mathematics

ACADEMIC YEAR 2021 - 2022										
CLAS	SEMESTER	GROU	PAPER NAME	ADMITTED	APPEARED	PASS	FAIL	ABSENT	PERCENTAGE	TOT AV G.
I YEAR 2021 - 2022	SEM – I	MPC -I	Differential and Integral Calculus	19	17	16	1	2	94%	93 %
		MPC s – I	Differential and Integral Calculus	23	23	21	2	-	91%	
	SEM– II	MPC – I	Differential Equation	16	14	11	3	2	79%	87 %
		MPC s – I	Differential Equation	23	22	21	1	1	95.40%	
II YEAR 2021 - 2022	SEM – III	MPC – II	Real Analysis	15	15	15	-	-	100%	97 %
		MPC s – II	Real Analysis	28	28	26	2	-	93%	
	SEM – III (SEC)	MPC – II	Theory of Equation	15	15	15	-	-	100%	100 %
		MPC s – II	Theory of Equation	28	28	28	-	-	100%	
	SEM – IV	MPC – II	Algebra	15	15	15	-	-	100%	100 %
		MPC s – II	Algebra	27	27	27	-	-	100%	
	SEM – IV (SEC)	MPC – II	Number of Theory	15	15	15	-	-	100%	100 %

		MPCs - II	Number of Theory	27	27	27	-	-	100%	
III YE AR 2021 - 2022	SEM - V	MPC - III	Linear Algebra	29	29	28	1	-	97%	99%
		MPCs - III	Linear Algebra	41	39	39	-	2	100%	
	SEM - VI	MPC - III	Numerical Analysis	29	29	27	2	-	93%	95%
		MPCs - III	Numerical Analysis	39	38	37	1	1	97%	



ACADEMIC YEAR 2020 – 2021

Details of faculty in Department of Mathematics:

1. M.Sunitha, DL in Mathematics

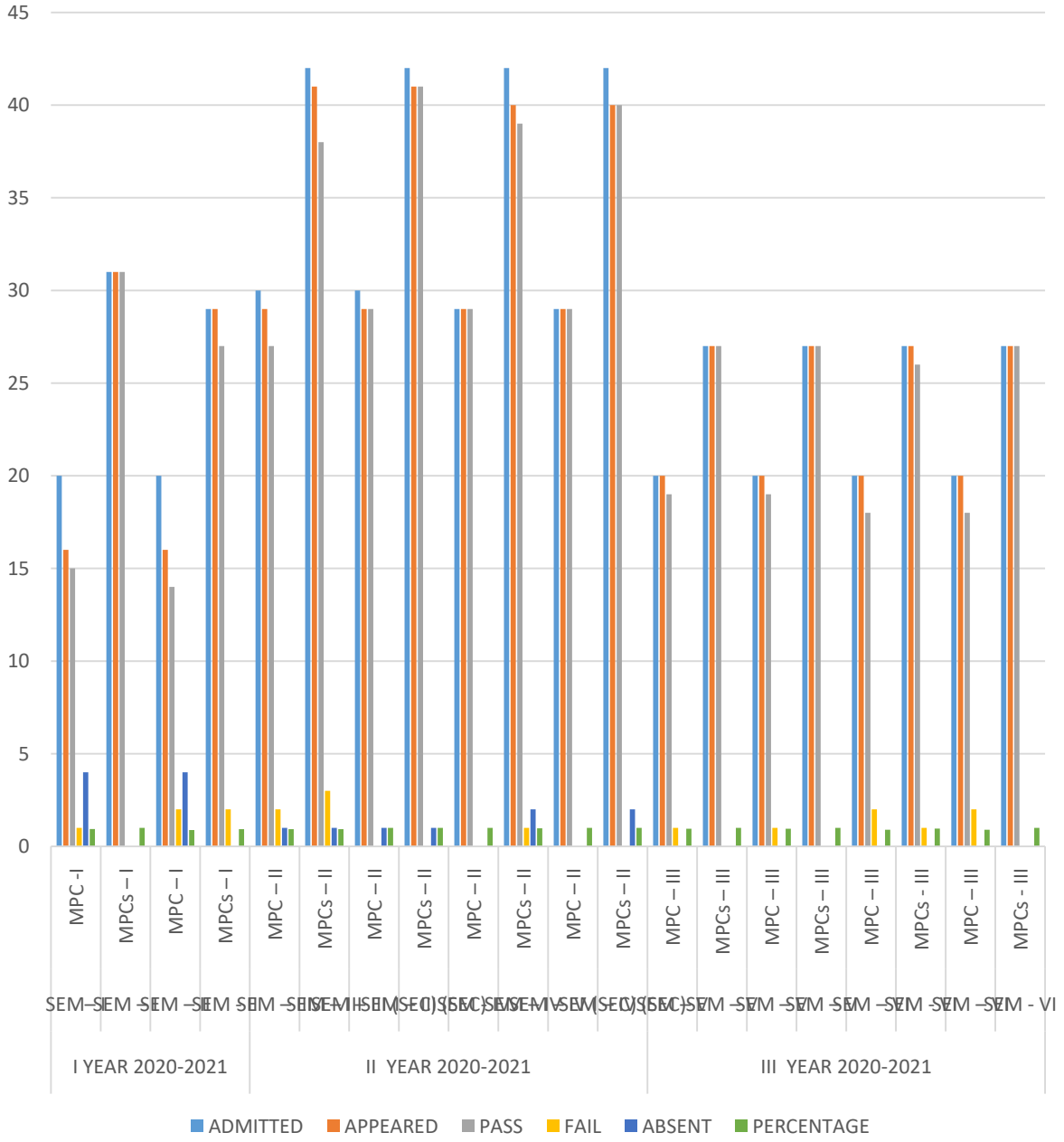
2. P.Sharadha, DL in Mathematics

3. Vijayalakshmi Singh, DL in Mathematics

ACADEIC YEAR 2020 - 2021										
CLAS	SEMESTER	GROU	PAPER NAME	ADMITTED	APPEARED	PASS	FAIL	ABSENT	PERCENTAGE	TOTAL AVG.
I YEAR 2020 - 2021	SEM-I	MPC-I	Differential and Integral Calculus	20	16	15	1	4	94%	97%
	SEM-I	MPCs-I	Differential and Integral Calculus	31	31	31	-	-	100%	
	SEM-II	MPC-I	Differential Equation	20	16	14	2	4	88%	91%
	SEM-II	MPCs-I	Differential Equation	29	29	27	2	-	93%	
II YEAR 2020 - 2021	SEM-III	MPC-II	Real Analysis	30	29	27	2	1	93%	93%
	SEM-III	MPCs-II	Real Analysis	42	41	38	3	1	93%	
	SEM-III (Sec)	MPC-II	Theory of Equation	30	29	29	-	1	100%	100%
	SEM-III (Sec)	MPCs-II	Theory of Equation	42	41	41	-	1	100%	
	SEM-IV	MPC-II	Algebra	29	29	29	-	-	100%	99%
	SEM-IV	MPCs-II	Algebra	42	40	39	1	2	98%	

	SEM – IV (Sec)	MPC – II	Number of Theory	29	29	29	-	-	100%	100%
	SEM – IV (Sec)	MPCs – II	Number of Theory	42	40	40	-	2	100%	
III YE AR 2020 - 2021	SEM – V	MPC – III	Linear Algebra	20	20	19	1	-	95%	98%
	SEM – V	MPCs – III	Linear Algebra	27	27	27	-	-	100%	
	SEM – V	MPC – III	Analytical Solid Geometry	20	20	19	1	-	95%	98%
	SEM – V	MPCs – III	Analytical Solid Geometry	27	27	27	-	-	100%	
	SEM – VI	MPC – III	Numerical Analysis	20	20	18	2	-	90%	93%
	SEM - VI	MPCs - III	Numerical Analysis	27	27	26	1	-	96%	
	SEM – VI	MPC – III	Vector Calculus	20	20	18	2	-	90%	95%
	SEM - VI	MPCs - III	Vector Calculus	27	27	27	-	-	100%	

ACADEMIC YEAR 2020-2021



ACADEMIC YEAR 2019 - 2020

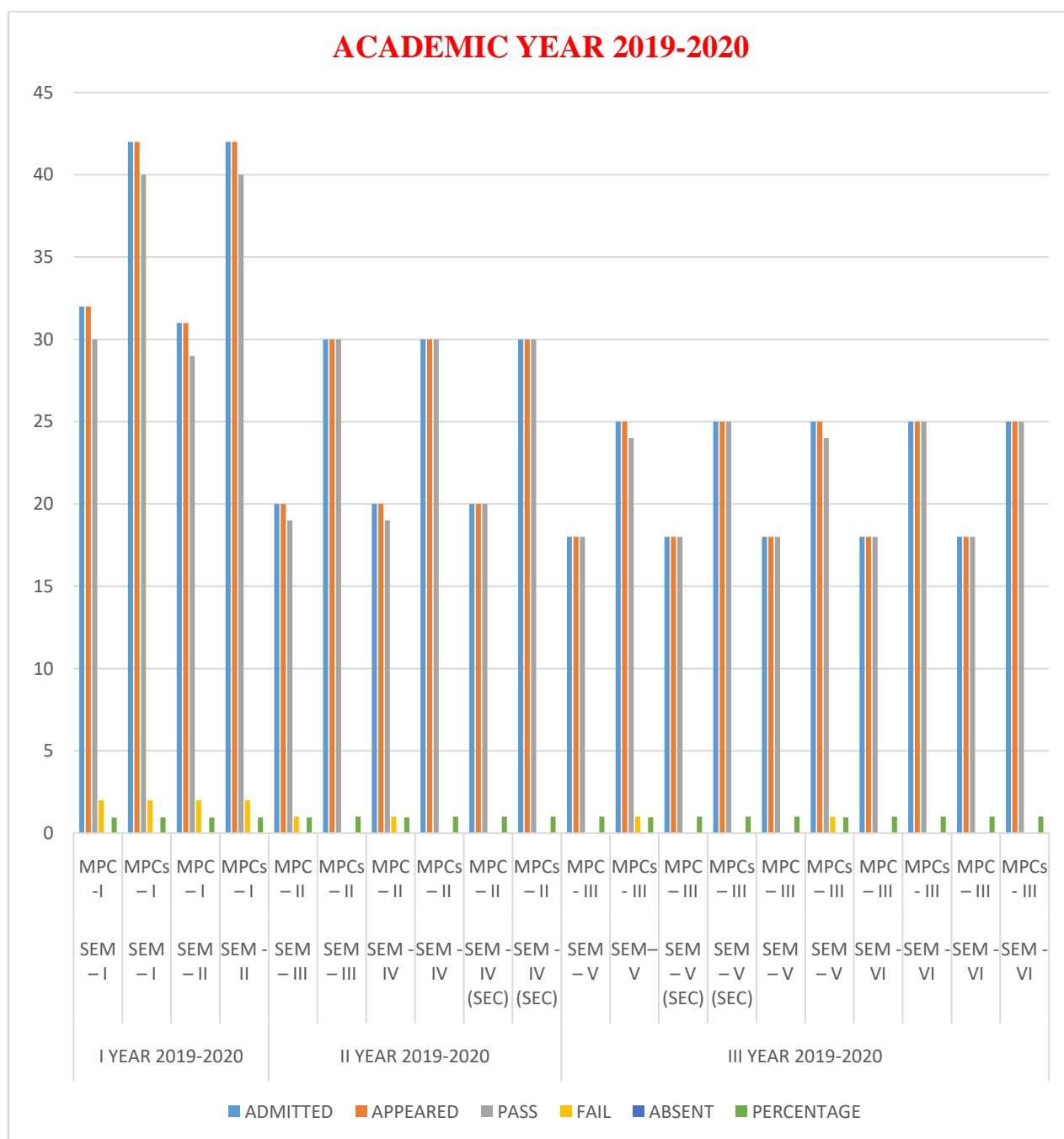
Details of faculty in Department of Mathematics:

1. M.Sunitha, DL in Mathematics

2. P. Sharadha, DL in Mathematics

ACADEMIC YEAR 2019 - 2020										
CLAS	SEMESTER	GROU	PAPER NAME	ADMITTED	APPEARED	PASS	FAIL	ABSENT	PERCENTAGE	TOTAL AVG.
I YEAR 2019 - 2020	SEM - I	MPC -I	Differenti al and Internal Calculus	32	32	30	2	-	94%	95 %
	SEM - I	MPC s - I	Differenti al and Internal Calculus	42	42	40	2	-	95%	
	SEM - II	MPC - I	Differenti al Equation	31	31	29	2	-	94%	95 %
	SEM - II	MPC s - I	Differenti al Equation	42	42	40	2	-	95%	
II YEAR 2019 - 2020	SEM - III	MPC - II	Real Analysis	20	20	19	1	-	95%	98 %
	SEM - III	MPC s - II	Real Analysis	30	30	30	-	-	100%	
	SEM - IV	MPC - II	Algebra	20	20	19	1	-	95%	98 %
	SEM - IV	MPC s - II	Algebra	30	30	30	-	-	100%	
	SEM - IV (SEC)	MPC - II	Theory of Equation	20	20	20	-	-	100%	100 %
	SEM - IV (SEC)	MPC s - II	Theory of Equation	30	30	30	-	-	100%	
III YEAR 2019 - 2020	SEM - V	MPC - III	Linear Algebra	18	18	18	-	-	100%	98 %
	SEM - V	MPC s - III	Linear Algebra	25	25	24	1	-	96%	
	SEM - V (SEC)	MPC - III	Laplace Transfor mation	18	18	18	-	-	100%	100 %
	SEM - V (SEC)	MPC s - III	Laplace Transfor mation	25	25	25	-	-	100%	
	SEM - V	MPC - III	Analytical Solid Geometry	18	18	18	-	-	100%	

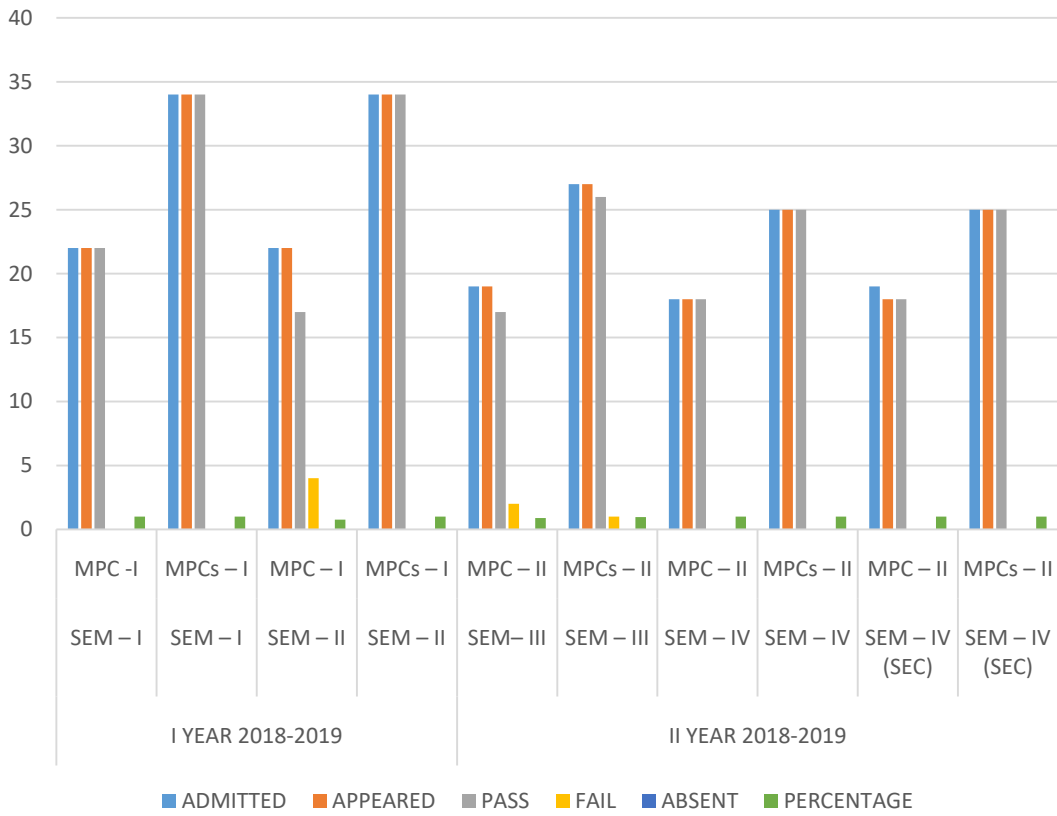
SEM - V	MPCs - III	Analytical Solid Geometry	25	25	24	1	-	96%	
SEM - VI	MPCs - III	Numerical Analysis	18	18	18	-	-	100%	100%
SEM - VI	MPCs - III	Numerical Analysis	25	25	25	-	-	100%	
SEM - VI	MPCs - III	Vector Calculus	18	18	18	-	-	100%	100%
SEM - VI	MPCs - III	Vector Calculus	25	25	25	-	-	100%	



ACADEMIC YEAR 2018 - 2019**Details of faculty in Department of Mathematics:****1. M.Sunitha, DL in Mathematics****2. P. Sharadha, DL in Mathematics**

ACADEMIC YEAR 2018 - 2019											
CLAS	SEMESTER	GROU	PAPER	ADMIT	APPEA	PA	FA	ABSE	PERCEN	TO	
SS	TER	UP	NAME	TED	RED	SS	IL	NT	TAGE	T	
										AV	
										G.	
I	SEM –	MP	Differ	22	22	22	-	-	100%	100	
	I	C -I	ential								%
				Calcul							
				us							
YEA	SEM –	MP	Differ	34	34	34	-	-	100%	88	
	I	Cs –	ential								%
	2018		I	Calcul							
				us							
-	SEM –	MP	Differ	22	22	17	4	-	76.40%	88	
	II	C – I	ential								%
	2019			Equati							
				on							
II	SEM–	MP	Real	19	19	17	2	-	89.40%	93	
	III	C –	Analysi								%
	YEA		II	s							
	2018	SEM –	MP	Real	27	27	26	1	-	96%	100
		III	Cs –	Analysi							
-			II	s							
2019	SEM –	MP	Algebr	18	18	18	-	-	100%	100	
	IV	C –	a								%
	2018		II								
-	SEM –	MP	Algebr	25	25	25	-	-	100%	100	
	IV	Cs –	a								%
	2019		II								
II	SEM –	MP	Theory	19	18	18	-	-	100%	100	
	IV	C –	of								%
	YEA		II	Equati							
				on							
2018	SEM –	MP	Theory	25	25	25	-	-	100%	100	
	IV	Cs –	of								%
	-		II	Equati							
				on							
2019	SEM –	MP	Theory	25	25	25	-	-	100%	100	
	IV	Cs –	of								%
	2018		II	Equati							
				on							
-	SEM –	MP	Theory	25	25	25	-	-	100%	100	
	IV	Cs –	of								%
	2019		II	Equati							
				on							

ACADEMIC YEAR 2018-2019



ACADEMIC YEAR: 2017 - 2018
Details of faculty in Department of Mathematics:
1. M.Sunitha, DL in Mathematics

ACADEMIC YEAR: 2017 - 2018										
CLAS	SEMESTER	GROUP	PAPER NAME	ADMITTED	APPEARED	PASS	FAIL	ABSENT	PERCENTAGE	TOTAL AVG.
I YEAR 2017 - 2018	SEM - I	MPC	Differential Calculus	21	19	18	1	2	95%	94%
	SEM - I	MPCs	Differential Calculus	31	28	26	2	3	93%	
	SEM- II	MPC	Differential Equation	21	19	19	-	2	100%	100%
	SEM - II	MPCs	Differential Equation	31	28	28	-	3	100%	

